

*Deia*™

THE AROUSER

PULSATING EXTERNAL  
STIMULATOR

INSTRUCTION MANUAL

## POWER BUTTON

Press and hold the power button for 3 seconds to turn on. Press firmly to cycle through the 10 settings. Press and hold for 3 seconds to power off.

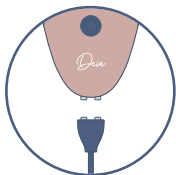
## CHARGING INDICATOR



## CHARGING NODES

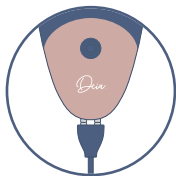
Attach the magnetic charging cable to the magnetic charging nodes on the device. Plug the other end into a 5V power source (standard mobile phone charger).

# HOW TO CHARGE



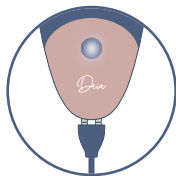
## STEP 1:

Locate the two charging nodes on the charging cable and the charging nodes on the device (two small metal circles located on the bottom of the device).



## STEP 2:

Line up the two charging nodes on the charging cord with the charging nodes on the product. The cord and product should magnetically attach.



## STEP 3:

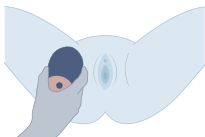
Plug the other end of the charging cable into a 5V power source (standard mobile phone charger). The LED light on the device will pulsate slowly to indicate charging and turn solid when fully charged.

# WAYS TO USE



## WARM UP

Use the arouser to caress your or your partner's breasts, focusing on the nipples to increase arousal.



## EXPERIMENT

Gently run the arouser up your or your partner's thighs, slowly working your way up to the inner thigh until you reach the outer labia.



## GET THERE

Firmly press the arouser's pulsing oval pad against your or your partner's clitoris for the most intense sensation of all.

## **CLEANING:**

Be sure to clean thoroughly before and after each use. Clean using mild soap and warm water.

## **STORAGE:**

Store in a cool, dry place separately from other sexual wellness devices; devices of different material can damage each other if left in contact.

## **QUALITY:**

This product is manufactured using body-safe silicone that is harmless to the human body; free from phthalates, BPA and latex. Use water-based lubricant only.

## **CHARGING:**

Do not turn on while charging and/or cleaning. While charging, the LED light on the device will pulsate slowly and turn solid when fully charged. Use only with 5-volt USB wall adapter (standard mobile phone charger).


Low battery alert: Light on device flashes rapidly when battery is running low. Allow 120 minutes for a full charge. Total usage time from full battery on highest setting is 50 minutes.

## **WARNINGS:**

Discontinue use if there is any discomfort for you or your partner. Do not expose device to water while charging.

## **WATERPROOF:**

The arouser is waterproof to IPX7 standards and can be submerged in the bath or shower.



*Deia*™

For more information:  
Visit [deialove.com](https://deialove.com)